

SNB – January 2018

Annual Crime Figures by Ward

Edmonton & South

Edmonton Green

Major Class	Dec 2016	Jan 2017	Feb 2017	Mar 2017	Apr 2017	May 2017	Jun 2017	Jul 2017	Aug 2017	Sep 2017	Oct 2017	Nov 2017
Burglary	8	3	9	11	10	10	6	5	5	7	11	17
Criminal Damage	14	14	17	19	19	30	20	15	18	11	10	17
Drugs	15	11	16	30	17	29	31	20	13	26	16	12
Fraud & Forgery	0	0	0	1	1	2	0	0	1	0	1	0
Other Notifiable Offences	6	3	3	8	3	5	6	6	8	3	8	3
Robbery	9	15	7	11	8	5	4	11	3	11	6	12
Sexual Offences	2	2	4	6	5	6	6	6	2	5	6	3
Theft & Handling	61	50	83	77	76	65	87	75	61	69	67	75
Violence Against The Person	63	56	47	64	50	63	70	60	60	61	60	70
TNO Crime Total	178	154	186	227	189	215	230	198	171	193	185	209

Haselbury

Major Class	Dec 2016	Jan 2017	Feb 2017	Mar 2017	Apr 2017	May 2017	Jun 2017	Jul 2017	Aug 2017	Sep 2017	Oct 2017	Nov 2017
Burglary	17	9	11	7	5	6	10	7	13	7	1	8
Criminal Damage	9	7	6	26	8	9	8	8	10	8	10	27
Drugs	3	6	3	8	3	4	3	6	1	0	4	4
Fraud & Forgery	0	0	0	0	0	0	0	0	1	0	0	0
Other Notifiable Offences	0	3	0	7	0	4	2	2	4	2	4	3
Robbery	0	3	1	2	8	3	8	3	5	2	5	2
Sexual Offences	1	1	3	3	1	2	1	2	1	4	1	0
Theft & Handling	23	22	18	26	27	24	14	24	21	17	27	20
Violence Against The Person	36	39	28	36	25	45	36	60	34	20	27	39
TNO Crime Total	89	90	70	115	77	97	82	112	90	60	79	103

Jubilee

Major Class	Dec 2016	Jan 2017	Feb 2017	Mar 2017	Apr 2017	May 2017	Jun 2017	Jul 2017	Aug 2017	Sep 2017	Oct 2017	Nov 2017
Burglary	13	7	11	11	3	12	6	6	11	8	10	18
Criminal Damage	7	8	8	10	7	15	8	11	15	5	11	8
Drugs	3	4	2	4	3	7	6	6	4	6	8	3
Fraud & Forgery	1	0	0	0	0	0	0	0	0	0	0	0
Other Notifiable Offences	2	4	4	3	3	3	3	2	2	2	0	1
Robbery	2	2	2	1	3	5	4	2	4	4	3	0
Sexual Offences	1	1	0	5	2	1	5	3	0	2	1	5
Theft & Handling	20	23	15	21	21	27	39	23	29	20	25	23
Violence Against The Person	23	26	33	35	27	43	35	47	24	24	45	31
TNO Crime Total	72	75	75	90	69	113	106	100	89	71	103	89

Lower Edmonton

Major Class	Dec 2016	Jan 2017	Feb 2017	Mar 2017	Apr 2017	May 2017	Jun 2017	Jul 2017	Aug 2017	Sep 2017	Oct 2017	Nov 2017
Burglary	8	10	7	13	10	7	7	8	6	6	6	7
Criminal Damage	12	4	7	11	10	10	14	12	16	11	9	16
Drugs	3	6	2	2	1	6	6	6	6	10	2	3
Fraud & Forgery	0	2	0	0	0	0	0	0	1	0	1	0
Other Notifiable Offences	1	2	0	4	1	2	2	1	3	3	1	1
Robbery	8	0	6	4	3	4	2	3	3	4	2	6
Sexual Offences	1	3	2	3	1	2	2	3	2	4	5	2
Theft & Handling	31	32	32	21	30	29	40	44	35	25	28	30
Violence Against The Person	32	32	23	45	55	44	43	46	31	46	42	32
TNO Crime Total	96	91	79	103	111	104	116	123	103	109	96	97

Ponders End

Major Class	Dec 2016	Jan 2017	Feb 2017	Mar 2017	Apr 2017	May 2017	Jun 2017	Jul 2017	Aug 2017	Sep 2017	Oct 2017	Nov 2017
Burglary	14	6	9	10	12	5	8	7	9	8	10	7
Criminal Damage	15	17	13	12	8	13	12	12	13	6	7	5
Drugs	3	4	6	4	8	8	3	10	8	5	14	2
Fraud & Forgery	0	0	0	1	0	0	0	0	0	0	0	0
Other Notifiable Offences	4	3	3	7	2	4	1	2	2	5	5	2
Robbery	6	7	4	4	7	8	7	6	6	3	7	10
Sexual Offences	0	4	4	3	0	5	5	6	1	2	8	1
Theft & Handling	55	30	31	40	45	44	40	46	62	54	49	62
Violence Against The Person	32	39	34	70	45	37	54	47	37	53	43	50
TNO Crime Total	129	110	104	151	127	124	130	136	138	136	143	139

Upper Edmonton

Major Class	Dec 2016	Jan 2017	Feb 2017	Mar 2017	Apr 2017	May 2017	Jun 2017	Jul 2017	Aug 2017	Sep 2017	Oct 2017	Nov 2017
Burglary	16	16	15	14	12	20	18	13	12	17	19	20
Criminal Damage	24	10	15	21	14	16	26	13	15	15	22	25
Drugs	9	6	10	10	7	8	15	6	8	4	8	7
Fraud & Forgery	1	0	1	0	1	1	0	1	0	1	0	0
Other Notifiable Offences	3	8	6	6	2	4	2	2	3	4	4	4
Robbery	4	10	5	5	6	1	11	11	7	7	13	6
Sexual Offences	2	2	4	2	4	4	1	2	10	3	3	3
Theft & Handling	80	78	96	109	100	95	115	87	105	95	102	121
Violence Against The Person	62	43	44	54	44	64	64	59	67	51	67	56
TNO Crime Total	201	173	196	221	190	213	252	194	227	197	238	242

Enfield & North

Bush Hill Park

Major Class	Dec 2016	Jan 2017	Feb 2017	Mar 2017	Apr 2017	May 2017	Jun 2017	Jul 2017	Aug 2017	Sep 2017	Oct 2017	Nov 2017
Burglary	15	10	10	9	13	5	8	10	9	11	15	21
Criminal Damage	3	4	3	5	9	6	4	4	6	4	7	6
Drugs	0	0	2	1	3	0	2	5	0	1	2	2
Fraud & Forgery	0	0	0	0	0	0	0	0	0	0	0	0
Other Notifiable Offences	0	1	2	2	4	0	0	2	0	1	0	1
Robbery	1	1	1	2	2	2	3	1	2	2	1	0
Sexual Offences	0	1	1	2	2	2	1	0	0	0	1	1
Theft & Handling	23	26	21	16	28	24	19	28	22	26	24	42
Violence Against The Person	6	14	15	18	14	26	21	15	18	9	12	14
TNO Crime Total	48	57	55	55	75	65	58	65	57	54	62	87

Chase

Major Class	Dec 2016	Jan 2017	Feb 2017	Mar 2017	Apr 2017	May 2017	Jun 2017	Jul 2017	Aug 2017	Sep 2017	Oct 2017	Nov 2017
Burglary	5	9	10	7	10	10	5	13	11	13	17	5
Criminal Damage	9	4	7	6	7	8	7	7	19	6	6	3
Drugs	1	1	4	0	1	3	3	2	2	8	3	1
Fraud & Forgery	0	0	0	0	0	0	0	0	0	0	0	0
Other Notifiable Offences	0	1	4	0	1	2	1	0	1	1	1	5
Robbery	2	0	1	2	2	1	4	2	2	3	4	1
Sexual Offences	1	4	1	6	2	4	1	3	2	0	1	0
Theft & Handling	22	23	19	25	18	26	18	10	25	25	22	23
Violence Against The Person	24	21	26	21	27	29	16	39	24	17	38	20
TNO Crime Total	64	63	72	67	68	83	55	76	86	73	92	58

Enfield Highway

Major Class	Dec 2016	Jan 2017	Feb 2017	Mar 2017	Apr 2017	May 2017	Jun 2017	Jul 2017	Aug 2017	Sep 2017	Oct 2017	Nov 2017
Burglary	13	19	11	7	8	11	5	4	13	3	25	15
Criminal Damage	10	11	11	12	10	12	4	18	12	8	8	9
Drugs	3	6	3	4	4	5	6	6	3	4	6	2
Fraud & Forgery	1	0	0	0	0	0	0	0	0	0	1	1
Other Notifiable Offences	0	1	3	2	2	6	4	2	2	0	2	4
Robbery	3	6	8	6	12	7	4	5	4	0	4	6
Sexual Offences	1	6	3	0	6	6	10	4	1	3	2	5
Theft & Handling	28	25	24	39	42	41	34	36	36	35	55	33
Violence Against The Person	40	39	44	50	44	60	28	50	52	45	42	49
TNO Crime Total	99	113	107	120	128	148	95	125	123	98	145	124

Enfield Lock

Major Class	Dec 2016	Jan 2017	Feb 2017	Mar 2017	Apr 2017	May 2017	Jun 2017	Jul 2017	Aug 2017	Sep 2017	Oct 2017	Nov 2017
Burglary	11	10	9	12	5	7	4	9	7	8	8	7
Criminal Damage	11	16	12	8	10	12	9	9	7	7	11	12
Drugs	0	3	3	0	2	4	4	2	2	3	4	6
Fraud & Forgery	0	0	0	0	0	0	1	0	0	0	1	0
Other Notifiable Offences	2	1	4	0	2	1	2	2	1	2	0	0
Robbery	5	4	4	0	9	5	2	2	1	8	3	10
Sexual Offences	4	2	1	1	2	3	4	4	2	7	5	2
Theft & Handling	22	15	19	23	23	21	32	28	23	40	33	21
Violence Against The Person	40	23	46	35	27	39	38	39	21	41	36	52
TNO Crime Total	95	74	98	79	80	92	96	95	64	116	101	110

Grange

Major Class	Dec 2016	Jan 2017	Feb 2017	Mar 2017	Apr 2017	May 2017	Jun 2017	Jul 2017	Aug 2017	Sep 2017	Oct 2017	Nov 2017
Burglary	9	21	9	10	10	6	6	7	14	10	7	16
Criminal Damage	3	3	9	2	2	4	3	1	3	9	4	6
Drugs	2	1	1	3	4	2	1	1	2	4	1	2
Fraud & Forgery	0	0	0	0	0	0	0	0	0	0	1	0
Other Notifiable Offences	1	1	0	0	2	0	2	2	4	2	3	2
Robbery	0	3	8	6	6	3	3	2	3	3	4	3
Sexual Offences	0	4	2	2	0	2	0	1	4	1	2	3
Theft & Handling	36	33	31	38	22	35	47	35	29	32	41	52
Violence Against The Person	14	13	14	14	14	18	14	20	16	25	35	22
TNO Crime Total	65	79	74	75	60	70	76	69	75	86	98	106

Southbury

Major Class	Dec 2016	Jan 2017	Feb 2017	Mar 2017	Apr 2017	May 2017	Jun 2017	Jul 2017	Aug 2017	Sep 2017	Oct 2017	Nov 2017
Burglary	4	5	9	10	10	12	8	5	10	6	11	5
Criminal Damage	12	5	16	16	10	10	10	11	12	11	9	15
Drugs	4	5	6	4	3	9	4	4	2	6	3	4
Fraud & Forgery	1	0	0	0	0	2	2	1	0	4	0	0
Other Notifiable Offences	2	2	1	3	1	2	1	0	5	0	2	1
Robbery	7	10	6	14	36	9	5	12	4	7	10	6
Sexual Offences	1	6	3	2	3	2	1	2	3	3	2	2
Theft & Handling	51	58	59	71	64	71	76	66	62	60	61	62
Violence Against The Person	38	29	28	38	40	50	50	51	29	29	37	37
TNO Crime Total	120	120	128	158	167	167	157	152	127	126	135	132

Town

Major Class	Dec 2016	Jan 2017	Feb 2017	Mar 2017	Apr 2017	May 2017	Jun 2017	Jul 2017	Aug 2017	Sep 2017	Oct 2017	Nov 2017
Burglary	1	8	8	13	9	10	5	10	6	8	19	13
Criminal Damage	4	1	4	4	3	5	3	12	6	7	5	8
Drugs	2	0	0	1	3	0	3	0	0	4	4	3
Fraud & Forgery	0	0	0	0	0	0	0	0	0	0	0	0
Other Notifiable Offences	0	1	1	1	1	1	0	2	1	0	0	1
Robbery	3	3	4	3	8	4	1	3	4	5	9	4
Sexual Offences	1	1	3	1	1	3	0	2	1	0	1	3
Theft & Handling	15	22	14	23	20	12	21	13	21	20	24	24
Violence Against The Person	18	21	26	24	22	21	20	21	14	16	25	21
TNO Crime Total	44	57	60	70	67	56	53	63	53	60	87	77

Turkey Street

Major Class	Dec 2016	Jan 2017	Feb 2017	Mar 2017	Apr 2017	May 2017	Jun 2017	Jul 2017	Aug 2017	Sep 2017	Oct 2017	Nov 2017
Burglary	11	8	13	12	9	4	4	7	7	5	15	9
Criminal Damage	15	15	5	8	10	6	11	8	11	12	5	11
Drugs	1	5	3	3	3	2	2	3	2	11	5	6
Fraud & Forgery	0	0	0	0	0	1	1	0	0	1	0	0
Other Notifiable Offences	1	5	2	6	1	0	2	2	2	1	1	3
Robbery	4	4	2	8	14	7	7	8	1	0	2	1
Sexual Offences	1	7	3	4	2	2	2	1	1	2	2	3
Theft & Handling	35	33	27	36	49	40	31	29	30	34	35	27
Violence Against The Person	24	21	32	40	33	31	37	32	24	32	32	39
TNO Crime Total	92	98	87	117	121	93	97	90	78	98	97	99

Southgate & West

Bowes

Major Class	Dec 2016	Jan 2017	Feb 2017	Mar 2017	Apr 2017	May 2017	Jun 2017	Jul 2017	Aug 2017	Sep 2017	Oct 2017	Nov 2017
Burglary	11	10	10	12	7	9	9	21	15	8	5	9
Criminal Damage	8	8	5	5	4	3	3	7	3	9	11	3
Drugs	0	3	0	4	0	4	2	3	5	1	3	3
Fraud & Forgery	0	0	0	0	0	0	0	0	0	0	0	0
Other Notifiable Offences	1	1	4	0	2	0	1	2	1	1	2	1
Robbery	7	0	1	3	2	1	1	1	2	3	3	1
Sexual Offences	3	4	2	0	1	2	1	1	1	2	2	1
Theft & Handling	31	28	26	26	40	38	21	19	29	21	26	25
Violence Against The Person	18	9	14	14	15	13	16	27	24	20	24	27
TNO Crime Total	79	63	62	64	71	70	54	81	80	65	76	70

Cockfosters

Major Class	Dec 2016	Jan 2017	Feb 2017	Mar 2017	Apr 2017	May 2017	Jun 2017	Jul 2017	Aug 2017	Sep 2017	Oct 2017	Nov 2017
Burglary	10	12	17	13	6	12	13	5	12	10	14	17
Criminal Damage	4	5	0	2	5	8	5	7	3	9	5	3
Drugs	3	3	1	1	1	1	2	2	1	0	1	4
Fraud & Forgery	0	0	0	0	0	0	0	0	1	0	0	1
Other Notifiable Offences	1	0	1	2	0	0	0	0	2	0	1	1
Robbery	3	0	1	1	1	1	0	6	3	2	1	0
Sexual Offences	3	1	1	3	1	1	2	2	2	3	1	3
Theft & Handling	17	18	23	20	30	25	35	28	45	25	43	28
Violence Against The Person	17	17	13	16	12	17	14	26	14	13	23	22
TNO Crime Total	58	56	57	58	56	65	71	76	83	62	89	79

Highlands

Major Class	Dec 2016	Jan 2017	Feb 2017	Mar 2017	Apr 2017	May 2017	Jun 2017	Jul 2017	Aug 2017	Sep 2017	Oct 2017	Nov 2017
Burglary	6	2	4	8	7	10	6	8	5	9	9	9
Criminal Damage	7	3	2	6	8	9	9	2	4	6	12	6
Drugs	1	2	1	2	0	0	3	1	2	2	1	1
Fraud & Forgery	0	0	0	0	0	0	0	0	0	0	1	0
Other Notifiable Offences	0	0	0	2	1	0	1	1	1	1	0	0
Robbery	0	0	0	0	1	2	0	2	0	1	1	0
Sexual Offences	2	0	1	1	0	1	1	1	2	1	1	4
Theft & Handling	10	9	12	17	15	13	18	20	13	24	24	9
Violence Against The Person	17	19	18	22	19	31	19	14	13	25	31	21
TNO Crime Total	43	35	38	58	51	66	57	49	40	69	80	50

Palmers Green

Major Class	Dec 2016	Jan 2017	Feb 2017	Mar 2017	Apr 2017	May 2017	Jun 2017	Jul 2017	Aug 2017	Sep 2017	Oct 2017	Nov 2017
Burglary	15	9	7	19	12	12	9	15	9	12	12	29
Criminal Damage	10	6	3	4	11	12	11	8	9	9	8	10
Drugs	6	1	1	5	3	5	2	2	3	3	6	2
Fraud & Forgery	0	2	1	1	1	0	0	0	0	0	0	0
Other Notifiable Offences	3	1	1	1	1	0	0	0	1	0	1	2
Robbery	1	1	1	4	5	0	7	3	8	2	4	3
Sexual Offences	4	0	1	4	0	1	2	1	0	1	0	2
Theft & Handling	33	45	38	50	56	45	44	37	32	39	39	42
Violence Against The Person	23	12	16	40	22	17	21	32	18	22	23	17
TNO Crime Total	95	77	69	128	111	92	96	98	80	88	93	107

Southgate

Major Class	Dec 2016	Jan 2017	Feb 2017	Mar 2017	Apr 2017	May 2017	Jun 2017	Jul 2017	Aug 2017	Sep 2017	Oct 2017	Nov 2017
Burglary	10	9	12	12	8	13	9	8	13	12	11	8
Criminal Damage	3	7	3	7	8	7	9	8	3	5	3	2
Drugs	1	3	2	0	1	2	1	1	2	3	6	4
Fraud & Forgery	0	0	0	1	0	1	0	0	0	0	0	0
Other Notifiable Offences	2	1	1	4	2	2	0	5	2	0	2	1
Robbery	3	3	1	0	1	0	0	2	6	0	2	5
Sexual Offences	1	2	0	2	1	1	2	3	0	3	7	1
Theft & Handling	25	28	41	28	39	50	33	39	39	35	44	45
Violence Against The Person	21	26	19	25	29	16	20	31	34	21	26	28
TNO Crime Total	66	79	79	79	89	92	74	97	99	79	101	94

Southgate Green

Major Class	Dec 2016	Jan 2017	Feb 2017	Mar 2017	Apr 2017	May 2017	Jun 2017	Jul 2017	Aug 2017	Sep 2017	Oct 2017	Nov 2017
Burglary	12	14	18	14	14	11	5	6	21	12	8	22
Criminal Damage	5	1	7	6	5	5	7	8	4	7	4	9
Drugs	0	1	2	2	3	1	1	2	0	0	3	3
Fraud & Forgery	0	0	0	0	0	1	0	0	0	0	0	0
Other Notifiable Offences	3	1	2	1	1	3	1	0	0	1	1	1
Robbery	0	0	3	1	4	0	2	6	2	2	3	6
Sexual Offences	1	0	0	1	1	3	0	0	2	2	4	1
Theft & Handling	15	20	27	24	30	30	23	29	27	30	29	29
Violence Against The Person	9	10	22	13	23	18	22	26	26	23	27	23
TNO Crime Total	45	47	81	62	81	72	61	77	82	77	79	94

Winchmore Hill

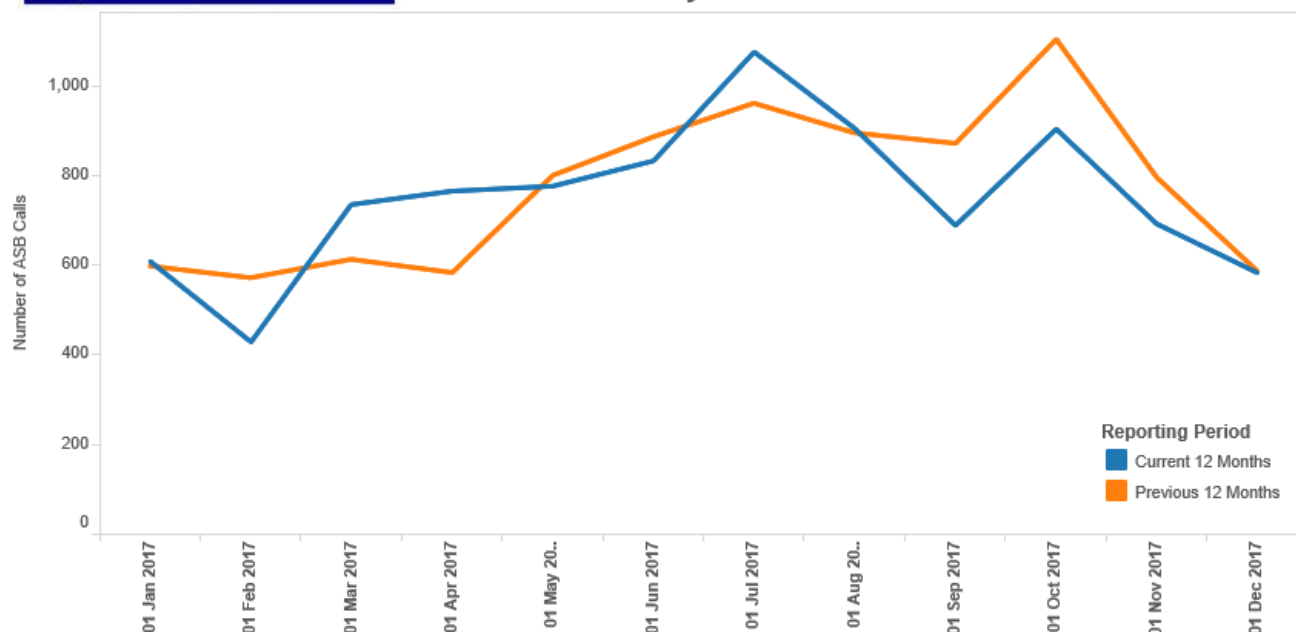
Major Class	Dec 2016	Jan 2017	Feb 2017	Mar 2017	Apr 2017	May 2017	Jun 2017	Jul 2017	Aug 2017	Sep 2017	Oct 2017	Nov 2017
Burglary	12	7	14	17	9	6	4	7	19	7	8	14
Criminal Damage	7	2	4	3	3	4	6	6	7	3	4	3
Drugs	1	1	0	1	1	1	2	2	0	0	3	3
Fraud & Forgery	0	0	0	0	0	0	0	0	0	0	0	1
Other Notifiable Offences	0	1	0	2	0	2	1	0	0	1	1	1
Robbery	0	2	1	0	1	1	0	2	4	0	0	0
Sexual Offences	0	1	2	1	2	1	0	0	2	0	1	1
Theft & Handling	16	23	20	26	37	28	24	25	33	32	28	43
Violence Against The Person	9	21	10	12	18	4	13	22	10	8	24	15
TNO Crime Total	45	58	51	62	71	47	50	64	75	51	69	81

YE ASB Figures



Reporting Period Ending: 8 January 2018

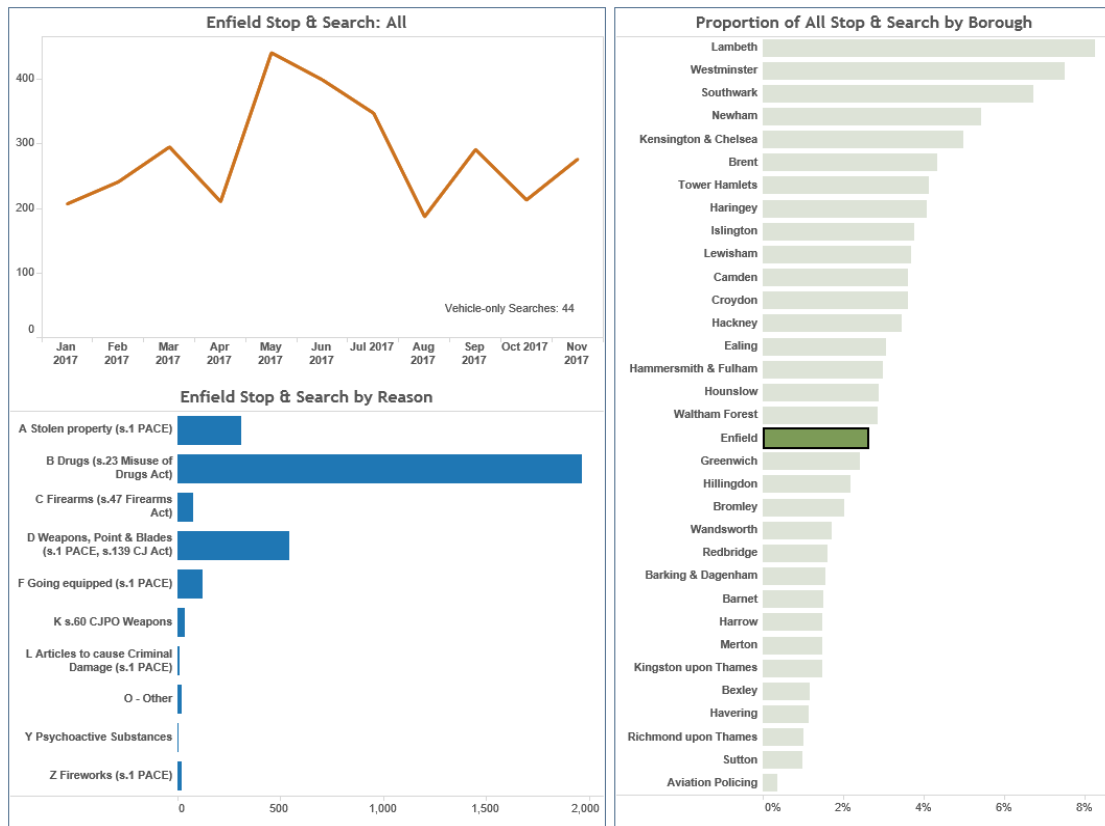
Monthly ASB Calls



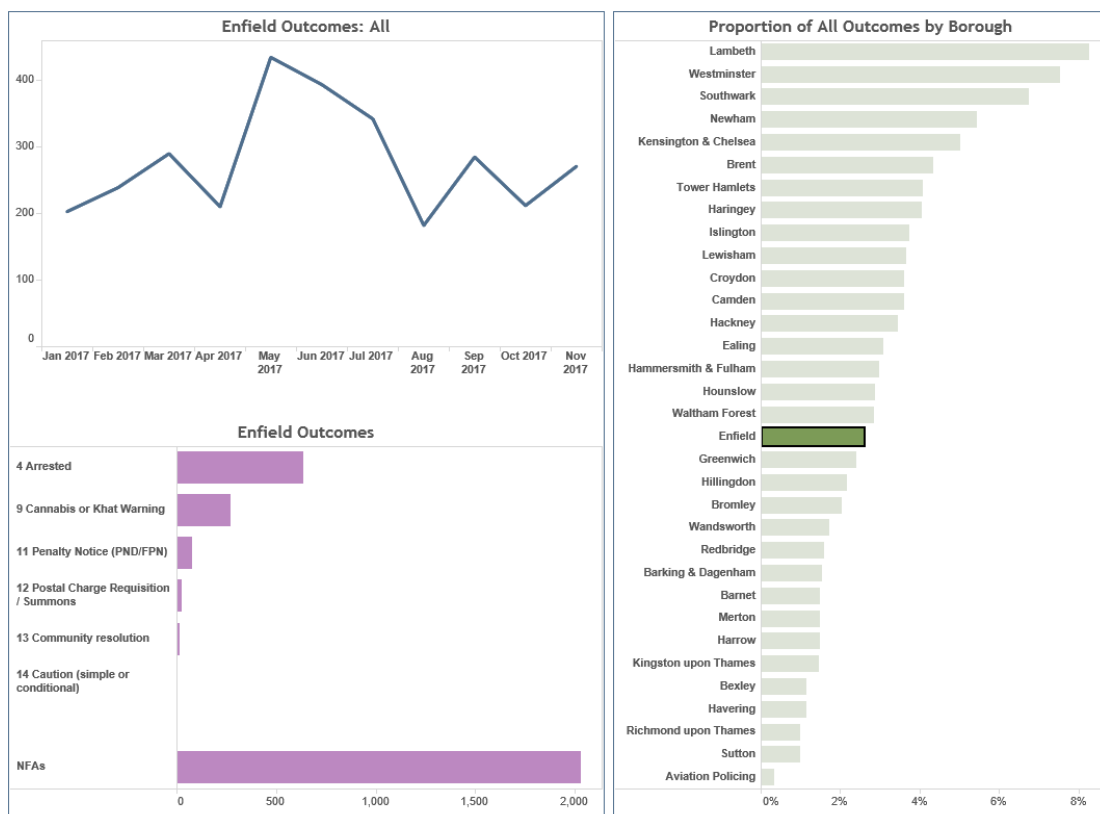
Month Starting:	01 Jan 2017	01 Feb 2017	01 Mar 2017	01 Apr 2017	01 May 2017	01 Jun 2017	01 Jul 2017	01 Aug 2017	01 Sep 2017	01 Oct 2017	01 Nov 2017	01 Dec 2017	Grand Total
ASB Calls Previous Year	598	572	613	583	800	886	961	895	871	1,103	795	586	9,263
ASB Calls Current Year	608	428	735	765	776	832	1,075	904	688	903	692	583	8,989
Difference	10	-144	122	182	-24	-54	114	9	-183	-200	-103	-3	-274
% Difference	1.7%	-25.2%	19.9%	31.2%	-3.0%	-6.1%	11.9%	1.0%	-21.0%	-18.1%	-13.0%	-0.5%	-3.0%

YE Stop & Search

Overall



Outcomes



If no data is showing, change the range of the 'Date Period' filter

MPS Comparison from start January 2017 to end November 2017

Borough of Stop	Search Volume	% Weapons Searches	% ASB Searches	% Key Crimes Searches	Outcome Rate	Arrest Rate
Barking & Dagenham	1,852	12.9%	69.7%	16.7%	38.6%	15.9%
Barnet	1,792	15.0%	62.3%	22.2%	32.6%	18.2%
Bexley	1,404	11.2%	64.4%	24.1%	34.9%	20.9%
Brent	5,200	18.0%	67.9%	13.0%	30.3%	17.3%
Bromley	2,442	22.9%	47.0%	29.2%	34.9%	25.3%
Camden	4,330	11.5%	71.7%	16.0%	33.6%	17.5%
Croydon	4,325	23.0%	63.9%	12.5%	35.7%	21.2%
Ealing	3,682	15.5%	67.6%	16.6%	31.1%	18.7%
Enfield	3,107	21.1%	64.3%	13.9%	33.7%	20.7%
Greenwich	2,900	17.2%	62.9%	18.1%	31.0%	20.9%
Hackney	4,142	25.8%	56.5%	17.1%	35.7%	24.5%
Hammersmith & Fulham	3,575	14.3%	56.6%	27.9%	30.0%	18.9%
Haringey	4,891	20.2%	55.7%	23.3%	34.6%	22.0%
Harrow	1,782	20.3%	57.6%	21.5%	28.3%	16.7%
Havering	1,373	16.4%	61.5%	20.7%	29.7%	17.4%
Hillingdon	2,603	13.6%	66.2%	19.4%	30.6%	18.1%
Hounslow	3,441	10.3%	69.0%	20.0%	34.9%	21.4%
Islington	4,500	17.6%	59.2%	22.7%	33.6%	17.2%
Kensington & Chelsea	5,982	24.2%	54.4%	20.3%	30.9%	16.1%
Kingston upon Thames	1,776	11.1%	57.6%	30.7%	34.9%	23.4%
Lambeth	9,901	26.3%	58.1%	14.6%	27.4%	18.6%
Lewisham	4,412	23.3%	57.8%	18.5%	32.3%	22.5%
Merton	1,782	10.7%	57.1%	30.7%	34.1%	20.4%
Newham	6,519	18.0%	66.7%	14.5%	34.9%	21.7%
Redbridge	1,930	11.7%	64.6%	23.1%	35.1%	20.3%
Richmond upon Thames	1,216	11.0%	52.1%	36.3%	33.0%	21.5%
Southwark	8,072	22.4%	57.6%	19.0%	30.6%	18.7%
Sutton	1,193	12.1%	59.8%	27.4%	34.9%	24.6%
Tower Hamlets	4,956	17.0%	70.3%	11.2%	30.4%	17.2%
Waltham Forest	3,436	18.9%	65.3%	15.0%	26.3%	15.1%
Wandsworth	2,068	22.9%	49.1%	26.5%	31.4%	22.2%
Westminster	9,003	14.2%	57.0%	25.7%	28.1%	15.6%
Aviation Policing	435	11.0%	42.3%	37.9%	41.4%	28.0%
Grand Total	120,022	18.6%	60.9%	19.4%	31.8%	19.3%

OCU of Stop Officer						
SC&O19 - Firearms	2,635	54.8%	33.3%	10.4%	35.4%	29.0%
SC&O20 - Taskforce	11,603	26.7%	60.8%	10.9%	35.4%	24.0%
Royal Parks	370	9.7%	75.7%	10.8%	57.8%	7.0%
SO18 - Aviation Security	577	19.6%	42.5%	31.0%	40.4%	26.3%
SO6 - DPG	74	9.5%	48.6%	25.7%	23.0%	16.2%
TP \ Other	100,675	17.1%	61.6%	20.4%	30.9%	18.5%
RTPC	4,088	9.5%	64.2%	25.0%	38.6%	18.2%
Grand Total	120,022	18.6%	60.9%	19.4%	31.8%	19.3%

MPS Comparisons